

GLASS PASSIVATED BRIDGE RECTIFIERS
VOLTAGE 1000 Volts CURRENT 6.0 Ampere

FEATURES

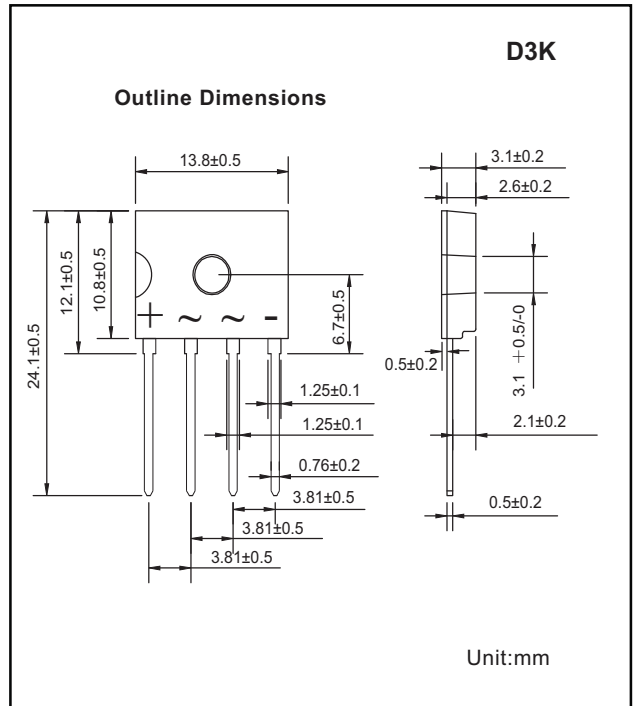
Glass passivated chip junction
High case dielectric strength
High surge current capability
Ideal for printed circuit board

MACHANICAL DATA

Terminal:Plated leads solderable per MIL-STD 202E,
Method 208C
Case:UL-94 Class V-0 recognized Flame Retardant Epoxy
Polarity:Polarity symbol marked on body
Mounting position:any

MAXIMUM RATINGS AND ELECTRICAL CHARACTERISTICS

Rating at 25°C ambient temperature unless otherwise specified.
Single phase, half wave, 60Hz, resistive or inductive load.
For capacitive load, derate current by 20%



| CHARACTERISTICS | SYMBOL | DRS607K | UNIT |
|---|------------------------------------|-------------|---------------|
| Maximum Recurrent Peak Reverse Voltage | V_{RRM} | 1000 | V |
| Maximum RMS Voltage | V_{RMS} | 700 | V |
| Maximum DC Blocking Voltage | V_{DC} | 1000 | V |
| Maximum Average Forward Rectified Output Current @ $T_c=110^{\circ}C$ (with heatsink) | $I_{(AV)}$ | 6 | A |
| Peak Forward Surge Current 8.3ms Single Half Sine-Wave Super Imposed on Rated Load (JEDEC Method) | I_{FSM} | 150 | A |
| I^2t Rating for Fusing ($t < 8.3ms$) | I^2t | 93.37 | A^2s |
| Typical Thermal Resistance (Note 1) | $R_{\theta Ja}$ $R_{\theta Jc}$ | 55 15 | $^{\circ}C/W$ |
| Typical Junction Capacitance(per leg) (Note 2) | C_j | 21 | pF |
| Maximum Forward Voltage at 6.0 A | V_F | 1.1 | V |
| Maximum DC Reverse Current @ $T_a = 25^{\circ}C$ at Rated DC Blocking Voltage @ $T_a = 125^{\circ}C$ | I_R | 5.0 500 | μA |
| Operating Temperature Range | T_J | -55 to +150 | $^{\circ}C$ |
| Storage Temperature Range | T_{STG} | -55 to +150 | $^{\circ}C$ |

Note 1. Mounted on glass epoxy PC board with 1.3mm² solder pad.
2. Measured at 1.0 MHz and applied reverse voltage of 4.0V D.C.

RATING AND CHARACTERISTICS CURVES (DRS607K)

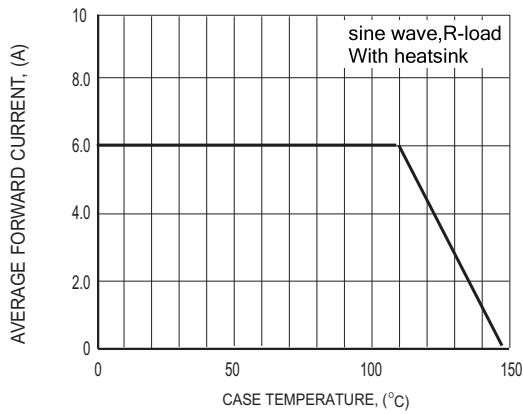


FIG.1 TYPICAL FORWARD CURRENT DERATING CURVE

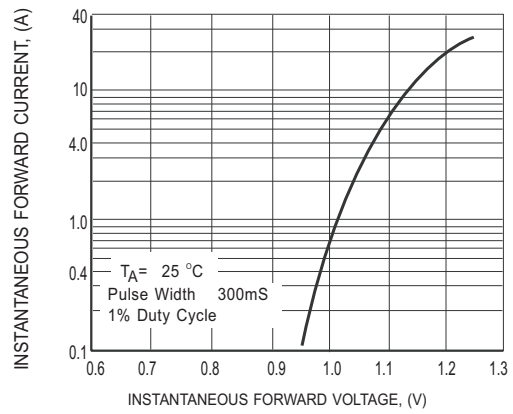


FIG.2 MAXIMUM INSTANTANEOUS FORWARD CHARACTERISTICS

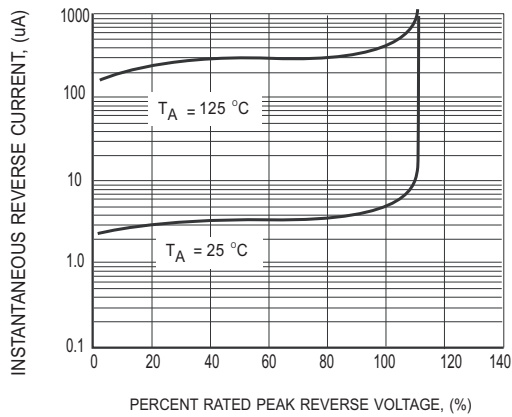


FIG.3 MAXIMUM REVERSE CHARACTERISTICS

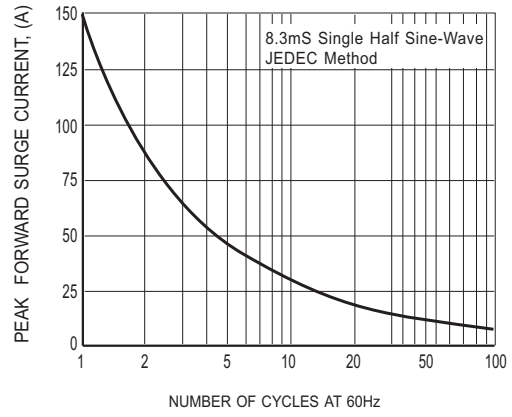
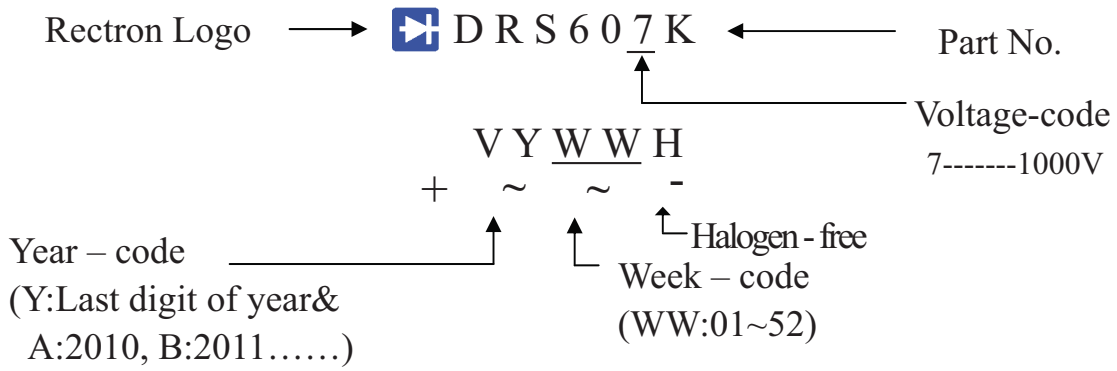


FIG.4 MAXIMUM NON-REPETITIVE FORWARD SURGE CURRENT

Marking Description



PACKAGING OF DIODE AND BRIDGE RECTIFIERS

BULK PACK

| PACKAGE | PACKING CODE | EA PER BOX | INNER BOX SIZE (mm) | CARTON SIZE (mm) | EA PER CARTON | GROSS WEIGHT(Kg) |
|---------|--------------|------------|------------------------|---------------------|---------------|---------------------|
| D3K | -B | 500 | 181*183*37 | 378*202*200 | 5,000 | 9.0 |

TUBE PACK

| PACKAGE | PACKING CODE | EA PER BOX | INNER BOX SIZE (mm) | CARTON SIZE (mm) | EA PER CARTON | WEIGHT(Kg) |
|---------|--------------|------------|------------------------|---------------------|---------------|------------|
| D3K | -C | 3,000 | 491*145*133 | 498*330*160 | 6,000 | 13.2 |

DISCLAIMER NOTICE

Rectron Inc reserves the right to make changes without notice to any product specification herein, to make corrections, modifications, enhancements or other changes. Rectron Inc or anyone on its behalf assumes no responsibility or liability for any errors or inaccuracies. Data sheet specifications and its information contained are intended to provide a product description only. "Typical" parameters which may be included on RECTRON data sheets and/ or specifications can and do vary in different applications and actual performance may vary over time. Rectron Inc does not assume any liability arising out of the application or use of any product or circuit.

Rectron products are not designed, intended or authorized for use in medical, life-saving implant or other applications intended for life-sustaining or other related applications where a failure or malfunction of component or circuitry may directly or indirectly cause injury or threaten a life without expressed written approval of Rectron Inc. Customers using or selling Rectron components for use in such applications do so at their own risk and shall agree to fully indemnify Rectron Inc and its subsidiaries harmless against all claims, damages and expenditures.