

## Ultra Low Capacitance ESD Protection Diode

### DESCRIPTION

ESD05D6D is a low-capacitance Transient Voltage Suppressor (TVS) designed to provide electrostatic discharge (ESD) protection for high-speed data interfaces. With typical capacitance of 0.25pF, ESD05D6D is designed to protect parasitic-sensitive systems against over-voltage and over-current transient events. It complies with IEC 61000-4-2 (ESD), Level 4 ( $\pm 15\text{kV}$  air,  $\pm 8\text{kV}$  contact discharge), IEC 61000-4-4 (electrical fast transient - EFT) (40A, 5/50 ns), very fast charged device model (CDM) ESD and cable discharge event (CDE), etc.

ESD05D6D uses ultra-small DFN0603 package. Each ESD05D6D device can protect one high-speed data line. It offers system designers flexibility to protect single data line where space is a premium concern. The combined features of low capacitance, ultra-small size and high ESD robustness make ESD05D6D ideal for high-speed data port and high-frequency line applications, such as cellular phones and HD visual devices.

### ORDERING INFORMATION

- ✧ Device: ESD05D6D
- ✧ Package: DFN0603
- ✧ Marking: 5BU
- ✧ Material: Halogen free
- ✧ Packing: Tape & Reel
- ✧ Quantity per reel: 10,000pcs

### PIN CONFIGURATION



### FEATURES

- ✧ Transient protection for high-speed data lines
  - IEC 61000-4-2 (ESD)  $\pm 15\text{kV}$  (Air)
  - $\pm 8\text{kV}$  (Contact)
  - IEC 61000-4-4 (EFT) 40A (5/50 ns)
  - Cable Discharge Event (CDE)
- ✧ Package optimized for high-speed lines
- ✧ Ultra-small package (0.6mm $\times$ 0.3mm $\times$ 0.3mm)
- ✧ Protects one data, control line
- ✧ Low capacitance: 0.25pF (Typical)
- ✧ Low leakage current
- ✧ Low clamping voltage

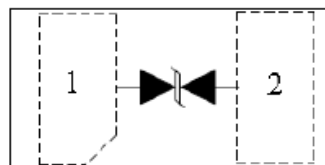
### MACHANICAL DATA

- ✧ DFN0603 package
- ✧ Flammability Rating: UL 94V-0
- ✧ Packaging: Tape and Reel
- ✧ High temperature soldering guaranteed:  $260^\circ\text{C}/10\text{s}$
- ✧ Reel size: 7 inch

### APPLICATIONS

- ✧ Serial ATA
- ✧ Desktops, Servers and Notebooks
- ✧ Cellular Phones
- ✧ MDDI Ports
- ✧ USB Data Line Protection
- ✧ Display Ports
- ✧ Digital Visual Interfaces (DVI)

### CIRCUIT DIAGRAM



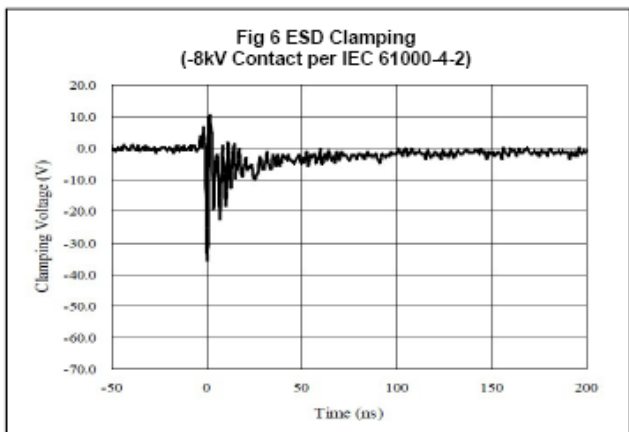
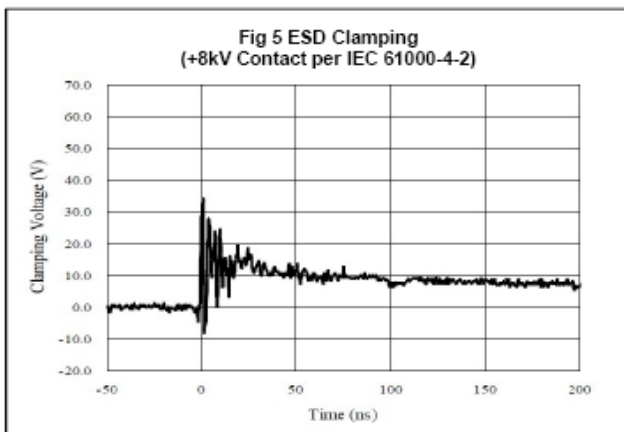
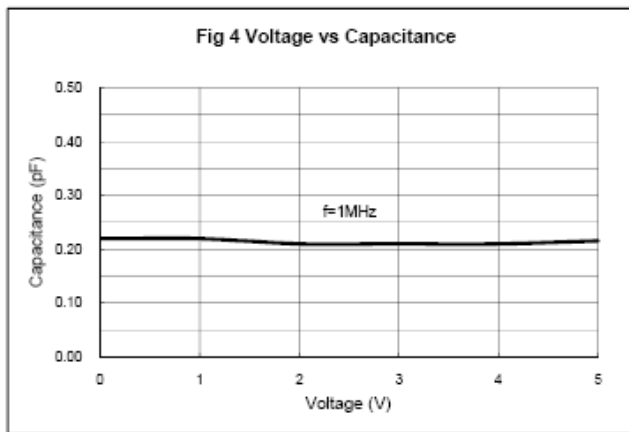
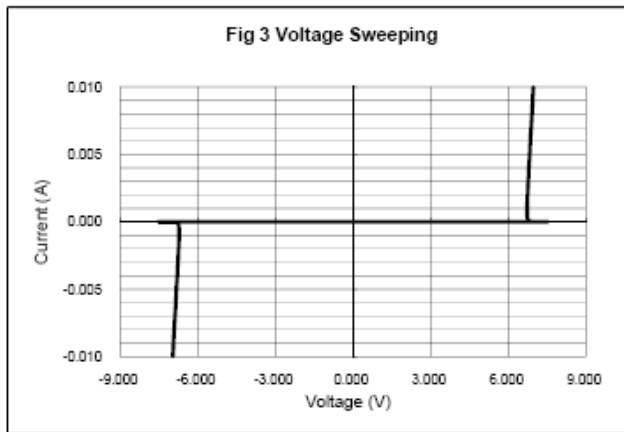
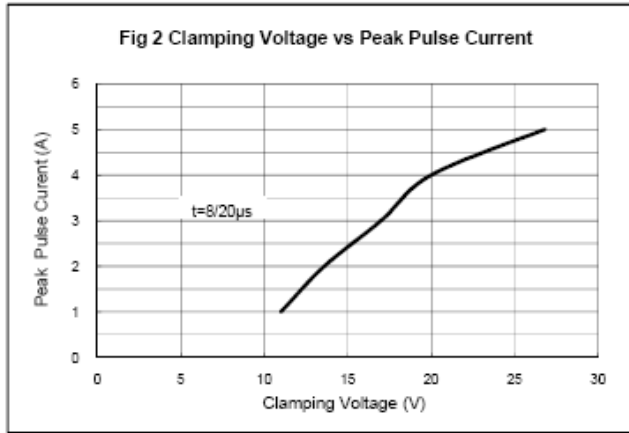
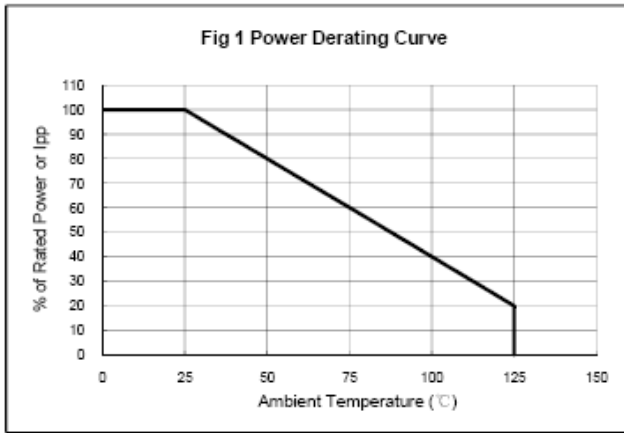
**ABSOLUTE MAXIMUM RATING (T<sub>amb</sub>=25°C, unless otherwise specified)**

Symbol	Parameter	Value	Units
V <sub>ESD</sub>	ESD per IEC 61000-4-2 (Air) ESD per IEC 61000-4-2 (Contact)	±20 ±20	kV
P <sub>PP</sub>	Peak Pulse Power (8/20μs)	100	W
T <sub>OPT</sub>	Operating Temperature	-55~125	°C
T <sub>STG</sub>	Storage Temperature	-55~150	°C

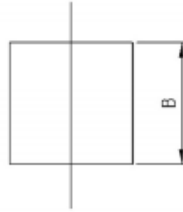
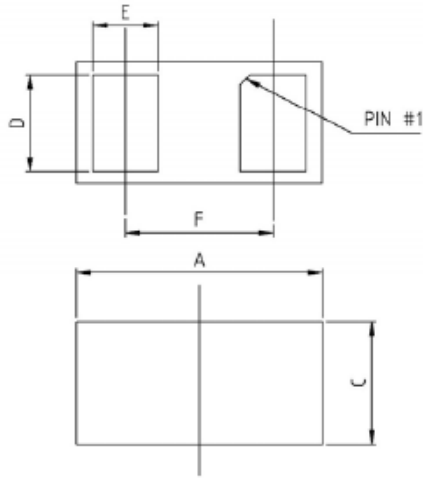
**ELECTRICAL CHARACTERISTICS (T<sub>amb</sub>=25°C, unless otherwise specified)**

Symbol	Parameter	Test Condition	Min	Typ	Max	Units
V <sub>RWM</sub>	Reverse Working Voltage				5.0	V
V <sub>BR</sub>	Reverse Breakdown Voltage	I <sub>T</sub> = 1mA	6.0			V
I <sub>R</sub>	Reverse Leakage Current	V <sub>RWM</sub> = 5V			100	nA
V <sub>C</sub>	Clamping Voltage	I <sub>PP</sub> = 1A, t <sub>p</sub> = 8/20μs			13	V
		I <sub>PP</sub> = 4A, t <sub>p</sub> = 8/20μs			25	V
C <sub>J</sub>	Junction Capacitance	V <sub>R</sub> = 0V, f = 1MHz		0.25		pF

## RATING AND CHARACTERISTICS CURVES (ESD05D6D)



## DFN0603 PACKAGE OUTLINE DIMENSIONS



Dimensions In Millimeterer			
Symbol	MIN	TYP	MAX
A	0.58	0.60	0.65
B	0.28	0.30	0.35
C	0.28	0.30	0.34
D	0.20	0.24	0.26
E	0.13	0.16	0.19
F	-	0.36	-

## DISCLAIMER NOTICE

Rectron Inc reserves the right to make changes without notice to any product specification herein, to make corrections, modifications, enhancements or other changes. Rectron Inc or anyone on its behalf assumes no responsibility or liability for any errors or inaccuracies. Data sheet specifications and its information contained are intended to provide a product description only. "Typical" parameters which may be included on RECTRON data sheets and/ or specifications can and do vary in different applications and actual performance may vary over time. Rectron Inc does not assume any liability arising out of the application or use of any product or circuit.

Rectron products are not designed, intended or authorized for use in medical, life-saving implant or other applications intended for life-sustaining or other related applications where a failure or malfunction of component or circuitry may directly or indirectly cause injury or threaten a life without expressed written approval of Rectron Inc. Customers using or selling Rectron components for use in such applications do so at their own risk and shall agree to fully indemnify Rectron Inc and its subsidiaries harmless against all claims, damages and expenditures.