

ULTRAFAST RECOVERY RECTIFIERS

VOLTAGE RANGE 600 Volts CURRENT 60 Ampere

FEATURES


- * Low power losses, High efficiency
- * High current capability
- * High speed switching capability
- * High forward surge capability
- * High reliability
- * For use in low voltage, high frequency inverters
- * RoHS Compliant

MECHANICAL DATA

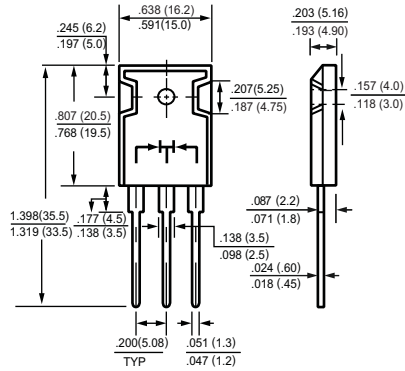
- * Epoxy: Device has UL flammability classification 94V-0
- * Lead: MIL-STD-202E method 208C guaranteed
- * Mounting position: Any

MAXIMUM RATINGS AND ELECTRICAL CHARACTERISTICS

Ratings at 25 °C ambient temperature unless otherwise specified.
resistive or inductive load.



TO-247S



MAXIMUM RATINGS (@ TA=25 °C unless otherwise noted)

RATINGS	SYMBOL	MUR6060PTS	UNITS
Maximum Recurrent Peak Reverse Voltage	V_{RRM}	600	Volts
Maximum RMS Voltage	V_{RMS}	420	Volts
Maximum DC Blocking Voltage	V_{DC}	600	Volts
Maximum Average Forward Rectified Current at Derating Ambient Temperature	I_O	60	Amps
Peak Forward Surge Current 8.3 ms single half sine-wave superimposed on rated load (JEDEC method)	I_{FSM}	420	Amps
Typical Current Squared Time	I^2t	732	A ² S
Typical Thermal Resistance (Note 1)	$R_{\theta JC}$	2.0	°C/W
Operating Temperature Range	T_J	150	°C
Storage Temperature Range	T_{STG}	-40 to + 150	°C

ELECTRICAL CHARACTERISTICS(@TA=25 °C unless otherwise noted)

CHARACTERISTICS	SYMBOL	Typ	Max	UNITS
Instantaneous Forward Voltage at 30.0A DC	V_F	1.24	1.59	Volts
Average Reverse Current at Rated DC Blocking Voltage	I_R	@ $T_A = 25^\circ C$	0.1	uA
		@ $T_A = 125^\circ C$	15	mA
Reverse Recovery Time (Note 3)	t_{rr}	-	50	nSec

- NOTES : 1. Thermal Resistance : Heat-sink mounted.
2. Suffix "A" = Common Anode.
3. Test Conditions: $I_F = 0.5A$, $I_R = -1.0A$, $I_{RR} = -0.25A$.

RATING AND CHARACTERISTICS CURVES (MUR6060PTS)

FIG.1 MAXIMUM FORWARD CURRENT DERATING CURVE

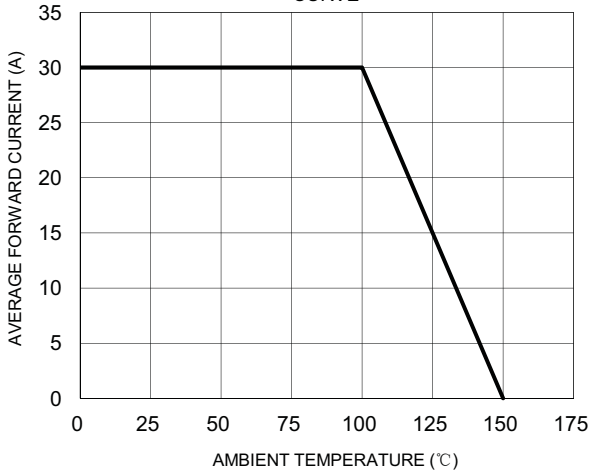


FIG. 2 MAXIMUM NON-REPETITIVE FORWARD SURGE CURRENT PER LEG

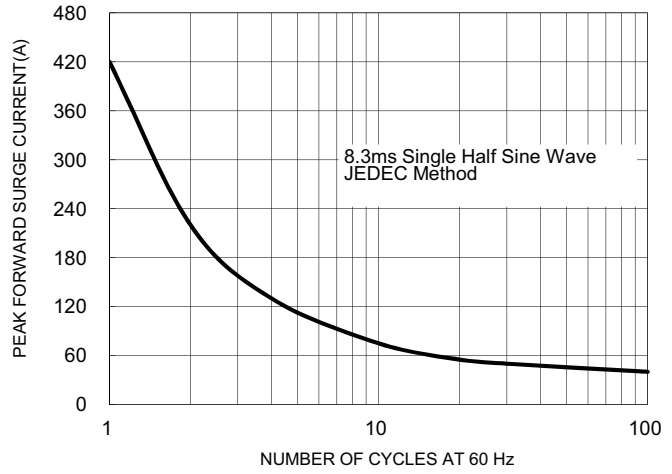


FIG. 3 TYPICAL FORWARD CHARACTERISTICS PER LEG

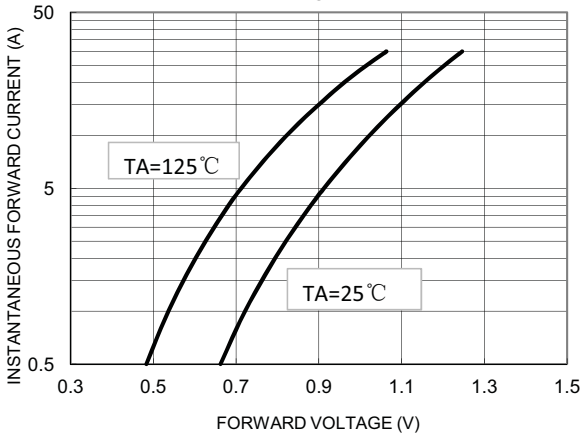
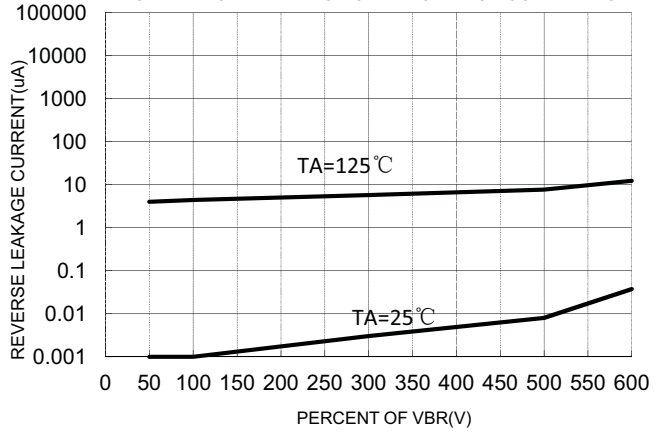
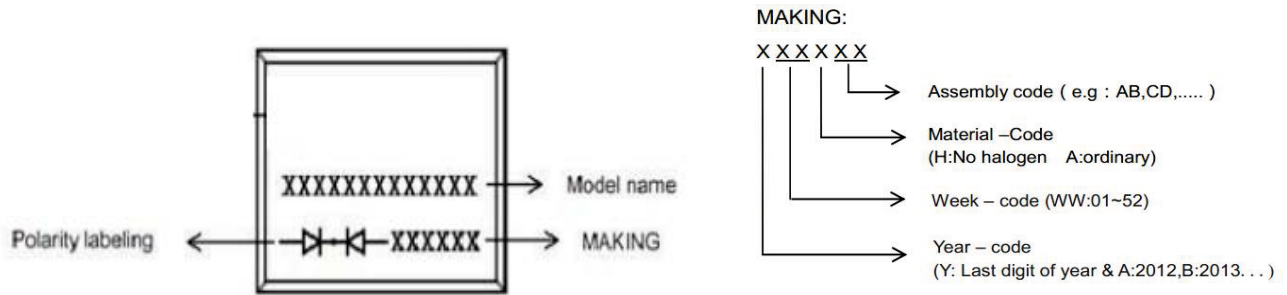


FIG. 4 TYPICAL REVERSE CHARACTERISTICS PER LEG



Marking on the body



Ordering information

Part Number	Package	Unit Weight	Base Quantity	Delivery mode
MUR6060PTS	TO-247S	0.158oz(4.48g)	30 pcs / tube	600pcs/box 2400pcs/carton

DISCLAIMER NOTICE

Rectron Inc reserves the right to make changes without notice to any product specification herein, to make corrections, modifications, enhancements or other changes. Rectron Inc or anyone on its behalf assumes no responsibility or liability for any errors or inaccuracies. Data sheet specifications and its information contained are intended to provide a product description only. "Typical" parameters which may be included on RECTRON data sheets and/ or specifications can and do vary in different applications and actual performance may vary over time. Rectron Inc does not assume any liability arising out of the application or use of any product or circuit.

Rectron products are not designed, intended or authorized for use in medical, life-saving implant or other applications intended for life-sustaining or other related applications where a failure or malfunction of component or circuitry may directly or indirectly cause injury or threaten a life without expressed written approval of Rectron Inc. Customers using or selling Rectron components for use in such applications do so at their own risk and shall agree to fully indemnify Rectron Inc and its subsidiaries harmless against all claims, damages and expenditures.