

1200V/20A Silicon Carbide Power Schottky Barrier Diode

Features

- Rated to 1200V at 20 Amps
- Zero reverse recovery current
- Zero forward recovery voltage
- Temperature independent switching behavior
- High temperature operation
- High frequency operation

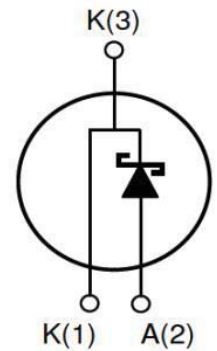
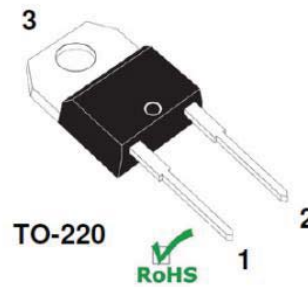
Key Characteristics		
V_{RRM}	1200	V
$I_F, T_c \leq 135^\circ\text{C}$	20	A
Q_C	110	nC

Benefits

- Unipolar rectifier
- Substantially reduced switching losses
- No thermal run-away with parallel devices
- Reduced heat sink requirements

Applications

- SMPS, e.g., CCM PFC;
- Motor drives, Solar application, UPS, Wind turbine, Rail traction, EV/HEV



Internal Schematic

Part No.	Package Type	Marking
SC3S12020A	TO-220-2 pin	12020

Maximum Ratings

Parameter	Symbol	Test Condition	Value	Unit
Repetitive Peak Reverse Voltage	V_{RRM}		1200	V
Surge Peak Reverse Voltage	V_{RSM}		1200	
DC Blocking Voltage	V_{DC}		1200	
Continuous Forward Current	I_F	$T_C=25^{\circ}C$ $T_C=135^{\circ}C$	43.2 20	A
Repetitive Peak Forward Surge Current	I_{FRM}	$T_C=25^{\circ}C$, $t_p=10ms$, Half Sine Wave, $D=0.3$	100	A
Non-repetitive Peak Forward Surge Current	I_{FSM}	$T_C=25^{\circ}C$, $t_p=10ms$, Half Sine Wave	200	A
Power Dissipation	P_{TOT}	$T_C=25^{\circ}C$	192.3	W
		$T_C=110^{\circ}C$	83.3	W
Operating Junction	T_j		$-55^{\circ}C$ to $175^{\circ}C$	$^{\circ}C$
Storage Temperature	T_{stg}		$-55^{\circ}C$ to $175^{\circ}C$	$^{\circ}C$
Mounting Torque		M3 Screw	1	Nm
		6-32 Screw	8.8	lbf-in

Thermal Characteristics

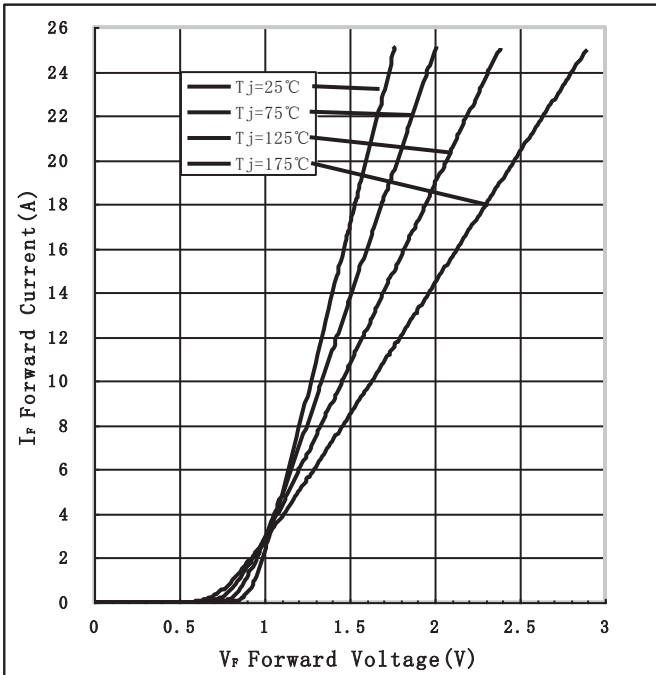
Parameter	Symbol	Test Condition	Value	Unit
			Typ.	
Thermal resistance from junction to case	$R_{th\ JC}$		0.78	$^{\circ}C/W$

Electrical Characteristics

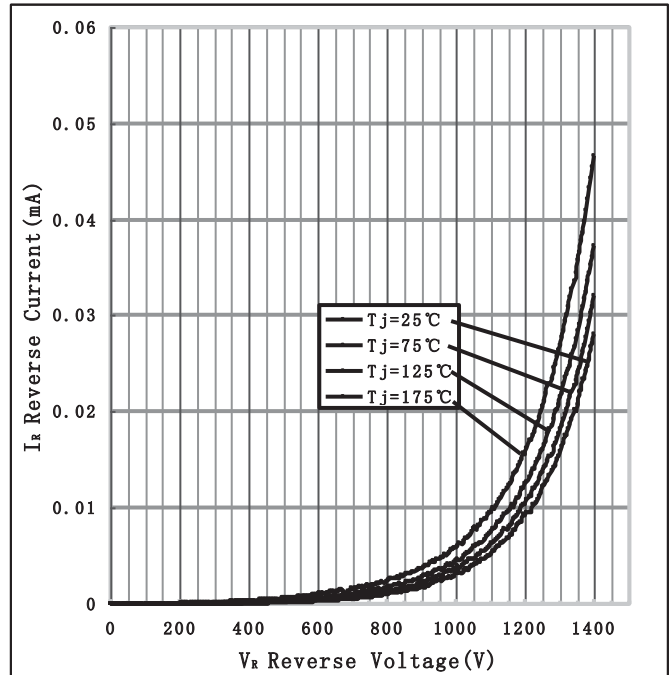
Parameter	Symbol	Test Conditions	Numerical		Unit
			Typ.	Max.	
Forward Voltage	V_F	$I_F=20A$, $T_j=25^{\circ}C$	1.62	1.8	V
		$I_F=20A$, $T_j=175^{\circ}C$	2.55	2.7	
Reverse Current	I_R	$V_R=1200V$, $T_j=25^{\circ}C$	20	100	μA
		$V_R=1200V$, $T_j=175^{\circ}C$	30	200	
Total Capacitive Charge	Q_C	$V_R=800V$, $T_j=150^{\circ}C$ $Q_C = \int_0^{V_R} C(V)dV$	110	-	nC
Total Capacitance	C	$V_R=0V$, $T_j=25^{\circ}C$, $f=1MHZ$	1500	1580	pF
		$V_R=400V$, $T_j=25^{\circ}C$, $f=1MHZ$	98	100	
		$V_R=800V$, $T_j=25^{\circ}C$, $f=1MHZ$	97	99	

RATING AND CHARACTERISTICS CURVES (SC3S12020A)

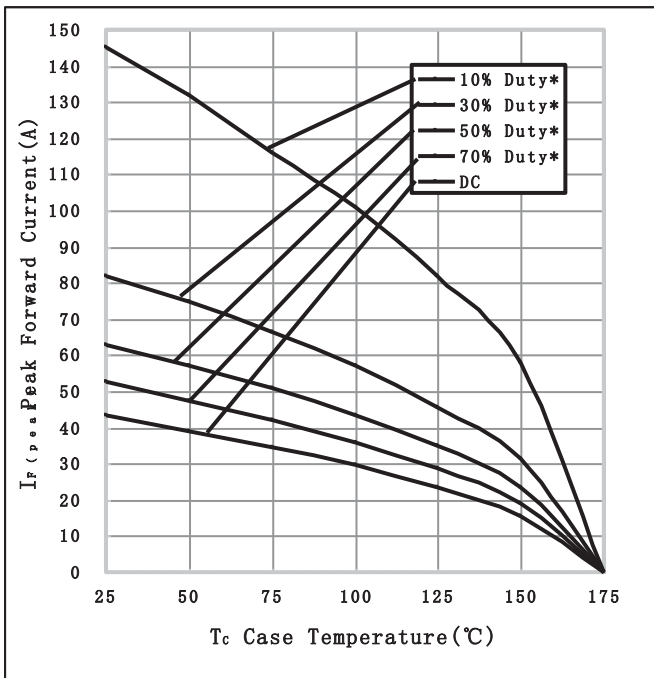
1) Forward IV characteristics as a function of Tj :



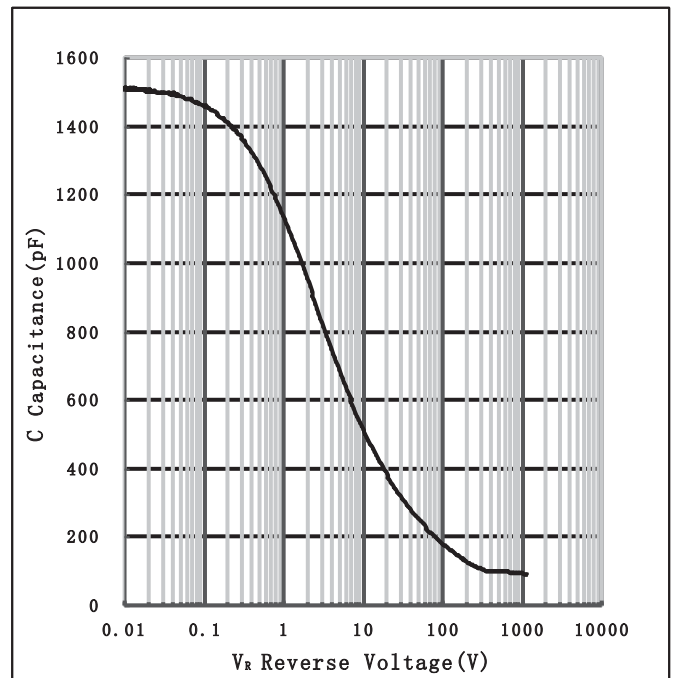
2) Reverse IV characteristics as a function of Tj :



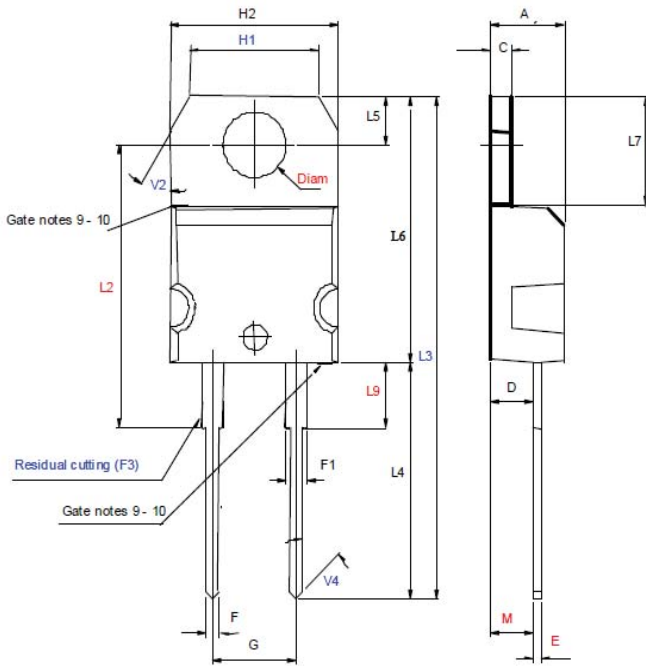
3) Current Derating



4) Capacitance vs. reverse voltage :



Package T0220



DIM	Millimeters		Inches	
	Min.	Max.	Min.	Max.
A	4.4	4.6	0.173	0.181
C	1.23	1.32	0.048	0.052
D	2.4	2.72	0.094	0.107
E	0.49	0.7	0.019	0.028
F	0.61	0.88	0.024	0.035
F1	1.14	1.7	0.045	0.067
F3		1		0.039
G	4.95	5.15	0.195	0.203
H1	7.7	7.9	0.303	0.311
H2	10	10.4	0.394	0.409
L2	16.4		0.646	
L3	28.9		1.138	
L4	13	14	0.512	0.551
L5	2.65	2.95	0.104	0.116
L6	15.25	15.75	0.600	0.620
L7	6.2	6.6	0.244	0.260
L9	3.5	3.93	0.138	0.155
M	2.6			
V	5°			
V2	30°			
V4	45°			
diam	3.75	3.85	0.148	0.152

DISCLAIMER NOTICE

Rectron Inc reserves the right to make changes without notice to any product specification herein, to make corrections, modifications, enhancements or other changes. Rectron Inc or anyone on its behalf assumes no responsibility or liability for any errors or inaccuracies. Data sheet specifications and its information contained are intended to provide a product description only. "Typical" parameters which may be included on RECTRON data sheets and/ or specifications can and do vary in different applications and actual performance may vary over time. Rectron Inc does not assume any liability arising out of the application or use of any product or circuit.

Rectron products are not designed, intended or authorized for use in medical, life-saving implant or other applications intended for life-sustaining or other related applications where a failure or malfunction of component or circuitry may directly or indirectly cause injury or threaten a life without expressed written approval of Rectron Inc. Customers using or selling Rectron components for use in such applications do so at their own risk and shall agree to fully indemnify Rectron Inc and its subsidiaries harmless against all claims, damages and expenditures.