

SURFACE MOUNT SILICON ZENER DIODES

Zener Voltage 3.3 ~ 200 V 1Watt Power Dissipation

FEATURES

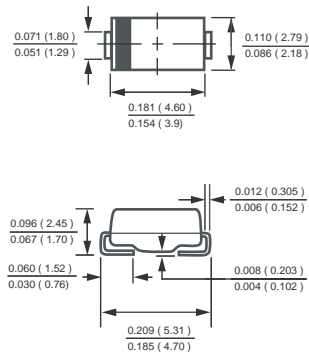
- * Glass passivated chip
- * Built-in strain relief
- * Low inductance
- * High peak reverse power dissipation
- * For use in stabilizing and clipping with high power rating
- * Epoxy: UL 94V-0 rate flame retardant
- * P/N suffix V means AEC-Q101 qualified, e.g:SMA5913AV
- * P/N suffix V means Halogen-free

MAXIMUM RATINGS AND ELECTRICAL CHARACTERISTICS

Ratings at 25 °C ambient temperature unless otherwise specified.
resistive or inductive load.



DO-214AC



Dimensions in inches and (millimeters)

Parameter	Symbols	Value	Unit
DC Power dissipation at $T_L = 75\text{ }^\circ\text{C}^{(1)}$	P_D	1.0	W
Maximum forward voltage at $i_f=200\text{mA}$	V_F	1.2	V
Junction temperature range	T_J	-55 to +150	$^\circ\text{C}$
Storage temperature range	T_{STG}	-55 to +150	$^\circ\text{C}$

Note : (1) T_L =Lead temperature at 3/8" (9.5mm)from body

2018-10/31
REV:B

Part Number	Device Marking Code	Nominal Zener Voltage @I _T			I _{ZT} (mA)	Maximum Zener Impedance			Maximum Reverse Leakage Current		Maximum DC Zener Current
		V _{Z AVE.} (V)	V _{Z MIN.} (V)	V _{Z MAX.} (V)		Z _{ZT MAX.} (Ω) @I _{ZT}	Z _{ZK MAX.} (Ω) @I _{ZK}	I _{ZK} (mA)	I _R (μ A)@V _R	V _R (V)	
SMA5913A	913A	3.3	3.14	3.47	113.6	10	500.0	1.00	100.0	1.0	274.0
SMA5914A	914A	3.6	3.42	3.78	104.2	9.0	500.0	1.00	75.0	1.0	251.0
SMA5915A	915A	3.9	3.71	4.10	96.1	7.5	500.0	1.00	25.0	1.0	232.0
SMA5916A	916A	4.3	4.09	4.52	87.2	6.0	500.0	1.00	5.0	1.0	210.0
SMA5917A	917A	4.7	4.47	4.94	79.8	5.0	500.0	1.00	5.0	1.5	192.0
SMA5918A	918A	5.1	4.84	5.40	73.5	4.0	350.0	1.00	5.0	2.0	177.0
SMA5919A	919A	5.6	5.32	5.88	66.9	2.0	250.0	1.00	5.0	3.0	161.0
SMA5920A	920A	6.2	5.89	6.51	60.5	2.0	200.0	1.00	2.5	4.0	146.0
SMA5921A	921A	6.8	6.46	7.14	55.1	2.5	200.0	1.00	2.5	5.2	133.0
SMA5922A	922A	7.5	7.13	7.88	50.0	3.0	400.0	0.50	2.5	6.0	121.0
SMA5923A	923A	8.2	7.79	8.61	45.7	3.5	400.0	0.50	2.5	6.5	110.0
SMA5924A	924A	9.1	8.65	9.56	41.2	4.0	500.0	0.50	2.5	7.0	100.0
SMA5925A	925A	10.0	9.50	10.50	37.5	4.5	500.0	0.25	2.5	8.0	91.0
SMA5926A	926A	11.0	10.45	11.55	34.1	5.5	550.0	0.25	0.5	8.4	83.0
SMA5927A	927A	12.0	11.40	12.60	31.2	6.5	550.0	0.25	0.5	9.1	76.0
SMA5928A	928A	13.0	12.35	13.65	28.8	7.0	550.0	0.25	0.5	9.9	69.0
SMA5929A	929A	15.0	14.25	15.75	25.0	9.0	600.0	0.25	0.5	11.4	61.0
SMA5930A	930A	16.0	15.20	16.80	23.4	10.0	600.0	0.25	0.5	12.2	57.0
SMA5931A	931A	18.0	17.10	18.90	20.8	12.0	650.0	0.25	0.5	13.7	50.0
SMA5932A	932A	20.0	19.00	21.00	18.7	14.0	650.0	0.25	0.5	15.2	45.0
SMA5933A	933A	22.0	20.90	23.10	17.0	17.5	650.0	0.25	0.5	16.7	41.0
SMA5934A	934A	24.0	22.80	25.20	15.6	19.0	700.0	0.25	0.5	18.2	38.0
SMA5935A	935A	27.0	25.65	28.35	13.9	23.0	700.0	0.25	0.5	20.6	34.0
SMA5936A	936A	30.0	28.50	31.50	12.5	26.0	750.0	0.25	0.5	22.8	30.0
SMA5937A	937A	33.0	31.35	34.65	11.4	33.0	800.0	0.25	0.5	25.1	27.0
SMA5938A	938A	36.0	34.20	37.80	10.4	38.0	850.0	0.25	0.5	27.4	25.0
SMA5939A	939A	39.0	37.05	40.95	9.6	45.0	900.0	0.25	0.5	29.7	23.0
SMA5940A	940A	43.0	40.85	45.15	8.7	53.0	950.0	0.25	0.5	32.7	22.0
SMA5941A	941A	47.0	44.65	49.35	8.0	67.0	1000.0	0.25	0.5	35.8	19.0
SMA5942A	942A	51.0	48.45	53.55	7.3	70.0	1100.0	0.25	0.5	38.8	18.0
SMA5943A	943A	56.0	53.20	58.80	6.7	86.0	1300.0	0.25	0.5	42.6	16.0
SMA5944A	944A	62.0	58.90	65.10	6.0	100.0	1500.0	0.25	0.5	47.1	14.0
SMA5945A	945A	68.0	64.60	71.40	5.5	120.0	1700.0	0.25	0.5	51.7	13.0
SMA5946A	946A	75.0	71.25	78.75	5.0	140.0	2000.0	0.25	0.5	56.0	12.0
SMA5947A	947A	82.0	77.90	86.10	4.6	160.0	2500.0	0.25	0.5	62.2	11.0
SMA5948A	948A	91.0	86.45	95.55	4.1	200.0	3000.0	0.25	0.5	69.2	10.0
SMA5949A	949A	100.0	95.00	105.00	3.7	250.0	3100.0	0.25	0.5	76.0	9.0
SMA5950A	950A	110.0	104.50	115.50	3.4	300.0	4000.0	0.25	0.5	83.6	8.6
SMA5951A	951A	120.0	114.00	126.00	3.1	380.0	4500.0	0.25	0.5	91.2	7.8
SMA5952A	952A	130.0	123.50	136.50	2.9	450.0	5000.0	0.25	0.5	98.8	7.0
SMA5953A	953A	150.0	142.50	157.50	2.5	600.0	6000.0	0.25	0.5	114.0	6.4
SMA5954A	954A	160.0	152.00	168.00	2.3	700.0	6500.0	0.25	0.5	121.6	5.8
SMA5955A	955A	180.0	171.00	189.00	2.1	900.0	7000.0	0.25	0.5	136.8	5.2
SMA5956A	956A	200.0	190.00	210.00	1.9	1200.0	8000.0	0.25	0.5	152.0	4.7

RATING AND CHARACTERISTICS CURVES (SMA59xxA Series)

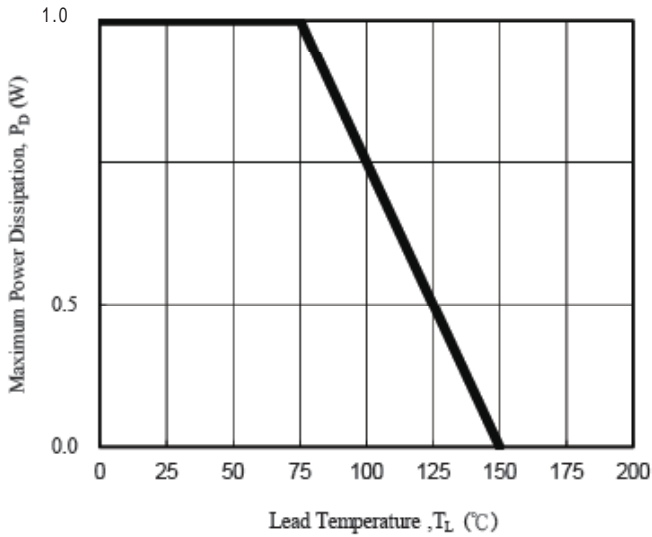


Fig. 1 - Power Temperature Derating Curve

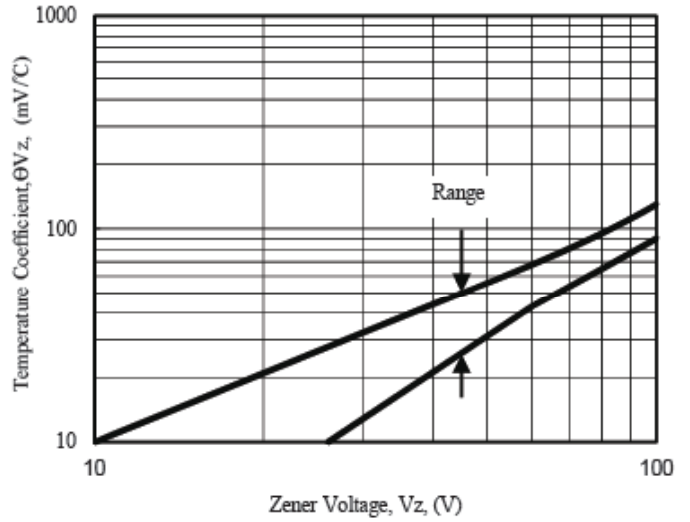


Fig. 2 - Temperature Coefficients v.s. Zener Voltage

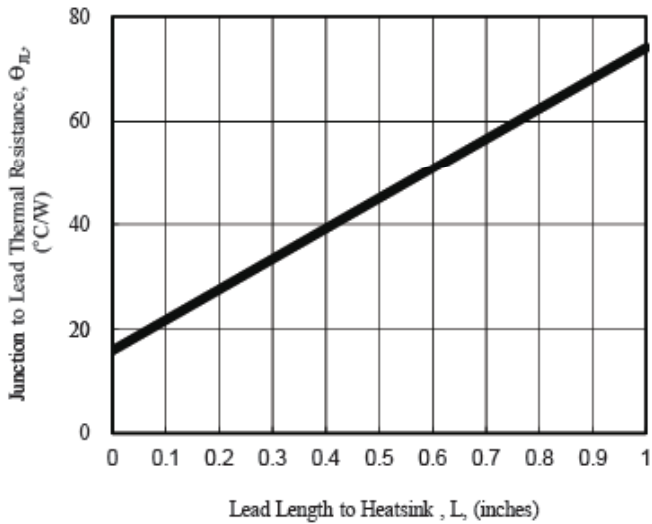


Fig. 3 - Typical Thermal Resistance v.s. Lead Length

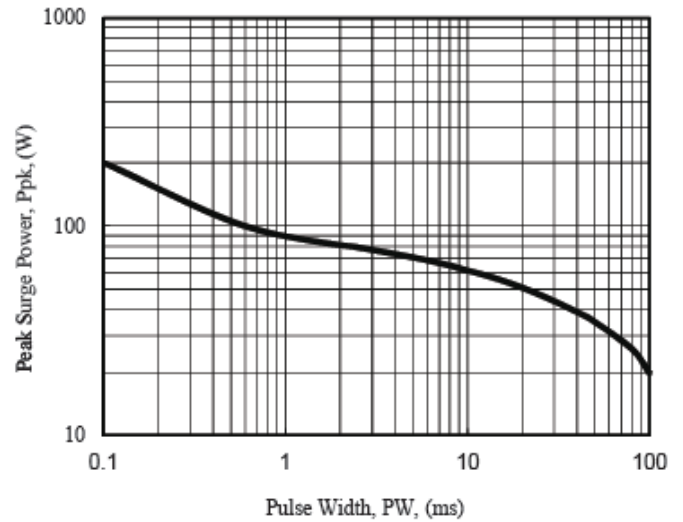


Fig. 4 - Maximum Surge Power

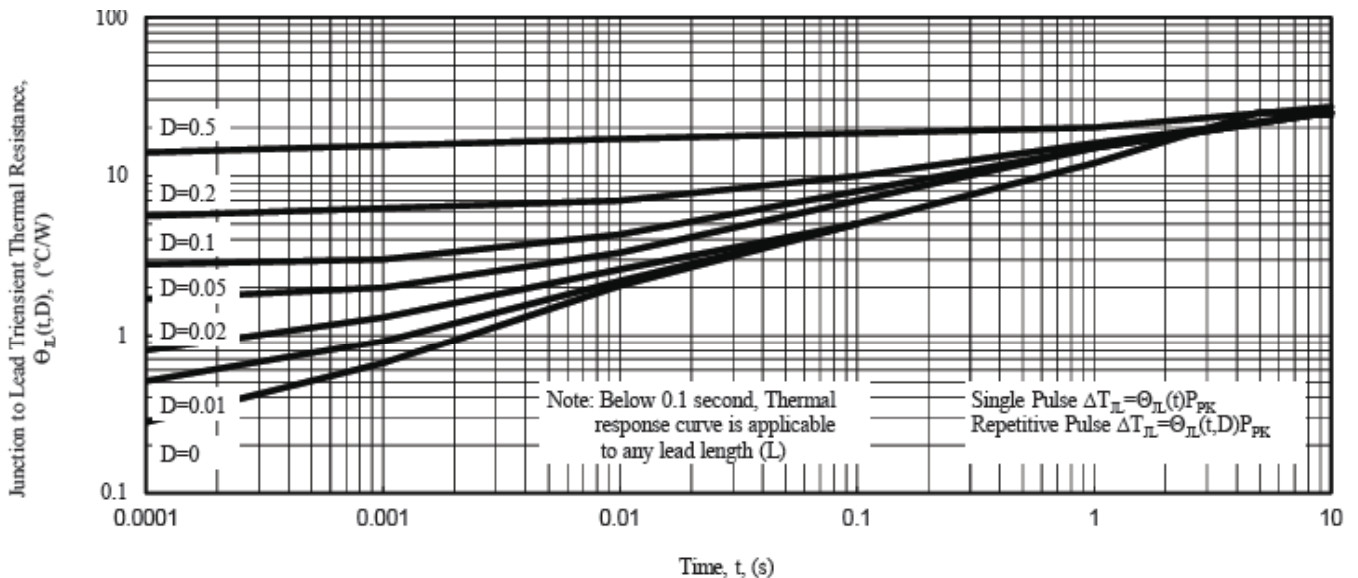


Fig. 5 - Typical Thermal Response L, Lead Length=3/8inch

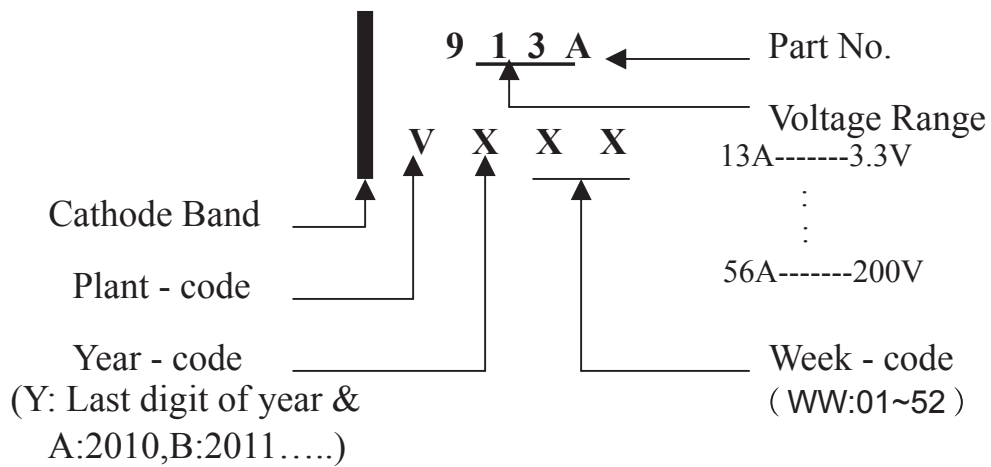


Attachment information about SMA59XXA

1. Internal Circuit



2. Marking on the body



PACKAGING OF DIODE AND BRIDGE RECTIFIERS

REEL PACK

PACKAGE	PACKING CODE	EA PER REEL	EA PER INNER BOX	COMPONENT SPACE (mm)	TAPE SPACE (mm)	REEL DIA (mm)	CARTON SIZE (mm)	EA PER CARTON	GROSS WEIGHT(Kg)
SMA	-W	7,500	15,000	---	---	330	360*355*360	120,000	15.2

PACKAGE	PACKING CODE	EA PER REEL	EA PER INNER BOX	COMPONENT SPACE (mm)	TAPE SPACE (mm)	REEL DIA (mm)	CARTON SIZE (mm)	EA PER CARTON	GROSS WEIGHT(Kg)
SMA	-T	2,000	8,000	---	---	178	390*205*310	64,000	7.8

DISCLAIMER NOTICE

Rectron Inc reserves the right to make changes without notice to any product specification herein, to make corrections, modifications, enhancements or other changes. Rectron Inc or anyone on its behalf assumes no responsibility or liability for any errors or inaccuracies. Data sheet specifications and its information contained are intended to provide a product description only. "Typical" parameters which may be included on RECTRON data sheets and/ or specifications can and do vary in different applications and actual performance may vary over time. Rectron Inc does not assume any liability arising out of the application or use of any product or circuit.

Rectron products are not designed, intended or authorized for use in medical, life-saving implant or other applications intended for life-sustaining or other related applications where a failure or malfunction of component or circuitry may directly or indirectly cause injury or threaten a life without expressed written approval of Rectron Inc. Customers using or selling Rectron components for use in such applications do so at their own risk and shall agree to fully indemnify Rectron Inc and its subsidiaries harmless against all claims, damages and expenditures.